


Nature Bingo



This activity is learning how to make your own Nature Bingo game. Eyes down!

Fleetwood is full of beautiful spaces packed with plants, The Mount Gardens, The Memorial, Park, residents gardens and don't forget about our beautiful sand dunes. They are home to lots of species including sea holly, which people once used to sugar the roots to eat as sweets



Did you know???
26 volunteers helped plant 2,000 scrubs & 65 trees as part of the recent Mount Gardens restoration



Here's how to make your own Nature Bingo game:

1

To play Nature Bingo you need first to make a list of about 12-15 nature words. Think about the nature you see from your window, at the Mount Gardens, on the way to school, at the park. There's nature everywhere so keep your eyes open for ideas.






2

Here are some ideas to get you started:

- Daffodil
- Tulip
- Bee
- Rose
- Grass
- Tree
- Daisy
- Sea Holly
- Acorn
- Frog

3

Once you have your list draw a grid with nine squares and in each square write or draw something from your list

	Sea Holly	
Grass		Acorn
	Red Rose	

4

Now cut up your list of words, fold them up and put them in a bowl.

The bingo caller then picks one piece of paper at a time and reads out the nature word. If you have it on your grid, cross it off and keep going till someone crosses off all their squares, they are the winner!

5

Why not plan a trip to the beach, make of list of what you find and play Beach Bingo or head to the Mount Pavilion to make a list of the weather and play Weather Bingo. The possibilities are endless!

Why not share what you make? Tag us into your social media posts using @wyrecouncil

This is from a series of activities for the Science and Discovery Club at Fleetwood Mount.

Don't forget to complete the other badges to claim your certificate!

Downloaded them here: www.wyre.gov.uk/mountactivityplan